



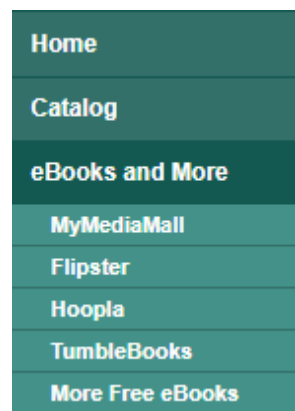
## Hoopla for iPhone

- Has a large variety of items available including eBooks, audiobooks, graphic novels, movies, TV shows, and music.
- You are allowed 30 downloads per month. TV show episodes count as 1 download each.
- Items will be returned automatically, so there are no late fees.
- There are no holds. All items are available for checkout at all times. However, returning an item does not let you check out another. You only get the 30 rentals per month.

### To use any of the Library’s eBook and other online eResources:

Go to the Prospect Heights Public Library website ([www.phpl.info](http://www.phpl.info)). Click on “**eBooks and More**” and select whichever one you want.

To access these resources on a tablet or smart phone, download the app from the appropriate app store. Make sure you have your Library Card and other passwords ready (e.g. Apple Password for iPads and iPhones and your Amazon password for Kindles). The PIN that Hoopla asks for is the last four digits of your library card number.



Here is the Hoopla home page on an iPhone.

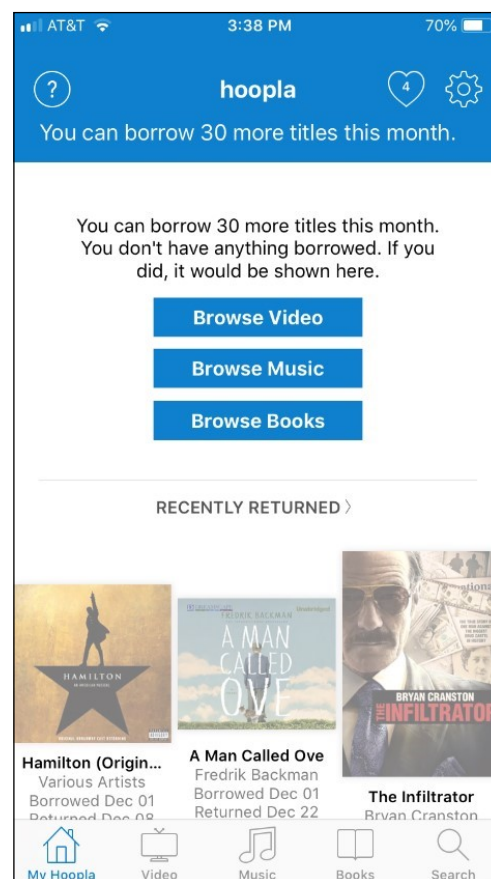
**Checkouts** are shown beneath the blue top bar. (This example photo has no current checkouts)

**Settings** is the gear in the upper right corner.

The menu bar features **Home** (shown left), **Video, Music, Books, and Search**.

**Browse** shows you the various types of media, allowing you to jump right to those sections. You can also access these from the bottom **menu bar**.

The home page also features different featured collections and these change often based on events and seasons.



Once you have an item selected, you can


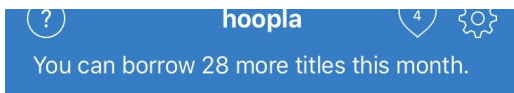
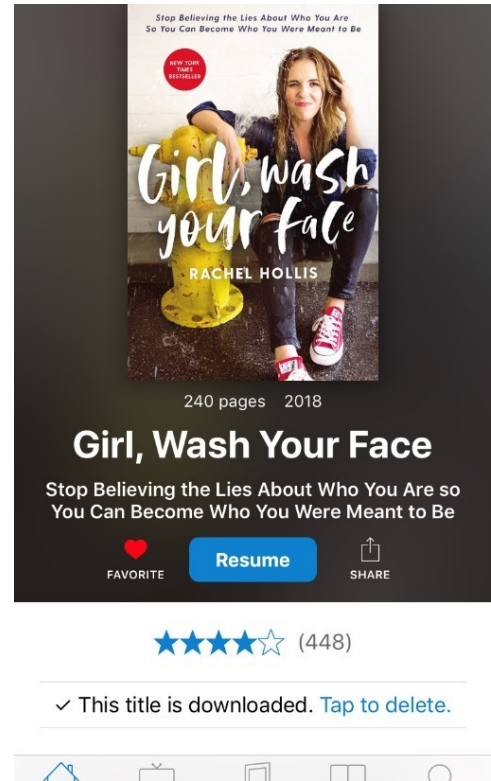
**Favorite** (to add it to your favorites)

**Borrow** (to check out the item) or **Resume** (if it is already checked out)

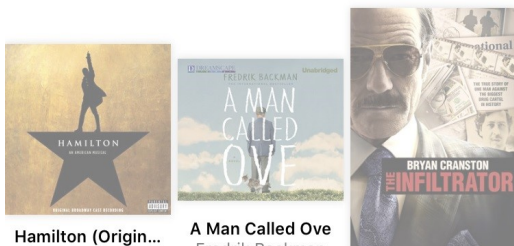
**Share** (to email or social media)

There will be a description of the item, author(s), series info, and as related titles.

The home page also features different collections and these change often based on events and seasons.



RECENTLY RETURNED >



After checkout, visit the Borrowed section of the homepage to read, listen to, or watch what you have checked out. This will also show you how many borrows you have left and when your items are due.

Just touch the item to begin reading/listening/watching.

Items will always be where you last left off, so there is no need for bookmarks.